



AP 3-D Art and Design Portfolio

An Nguyen

2022



Image 1

Sustained Investigation

Height: 10 inches

Width: 3.4 inches

Depth: 2.6 inches

Material(s): Colorful origami butterflies, each color representing a different emotion felt in love, hot glue

Process(es): Glue them origamis together into the shape of a stomach, shows how overwhelming infatuation feels.

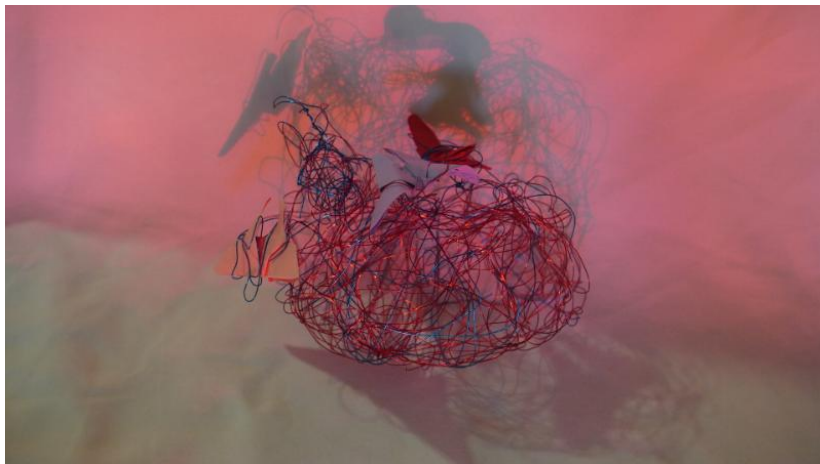


Image 2

Sustained Investigation

Height: 5.5 inches

Width: 8.2 inches

Depth: 4.3 inches

Material(s): Red and blue metal wires resemble human veins and origami butterflies look like they're flying away.

Process(es): Shape the wires in the shape of a stomach, fold the butterflies and attach them using the wires.



Image 3

Sustained Investigation

Height: 10.3 inches

Width: 2 inches

Depth: 2.3 inches

Material(s): Wire hangers, stockings, acrylic paint, red yarn resembling the soulmate red threads.

Process(es): Put stockings over the constructed wires, paint them, and connect the red yarn.



Image 4

Sustained Investigation

Height: 2.5 inches

Width: 10 inches

Depth: 8.4 inches

Material(s): Clay, inspired by the legend that humans were made from clay, acrylic paint, flower sculpture

Process(es): Sculpt the skeleton ribcage, representing death of a person, and put the flower on it.

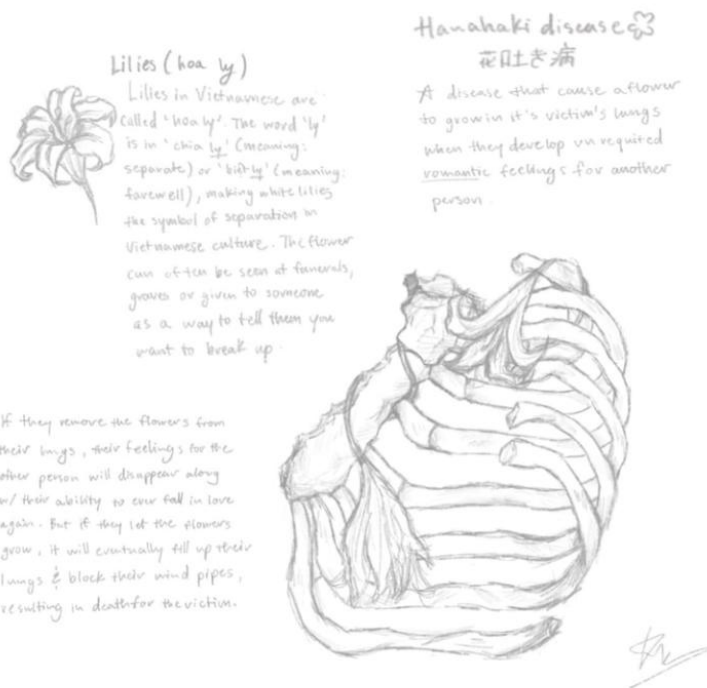


Image 5

Sustained Investigation

Height: na

Width: na

Depth: na

Material(s): Procreate

Process(es): Provide context for the subjects used in the sculpture which would help to interpret the meaning.



Image 6

Sustained Investigation

Height: 11.8 inches

Width: 23.6 inches

Depth: 0.11 inches

Material(s): Mirror panels as reflective material, chalk markers, adhesive.

Process(es): install the mirrors onto the wall, have different people write on them using chalk markers



Image 7

Sustained Investigation

Height: 9.8 inches

Width: 5.1 inches

Depth: 4.7 inches

Material(s): Fabric, threads, cotton, and yellow origami paper symbolising innocence and happiness.

Process(es): sew the teddy bear, stuff it, fold the heart and glue it to the bear.



Image 8

Sustained Investigation

Height: na

Width: na

Depth: na

Material(s): Procreate

Process(es): Exploring and going deeper into the symbolism present in the sculpture.



Image 9

Sustained Investigation

Height: 2.3 inches

Width: 6 inches

Depth: 1.77 inches

Material(s): Colorful origami paper, hot glue, and pill bottle symbolize drugs, showing how intoxicating love is.

Process(es): Crumble paper and glue them together into the shape of a brain, fold tiny hearts using origami paper

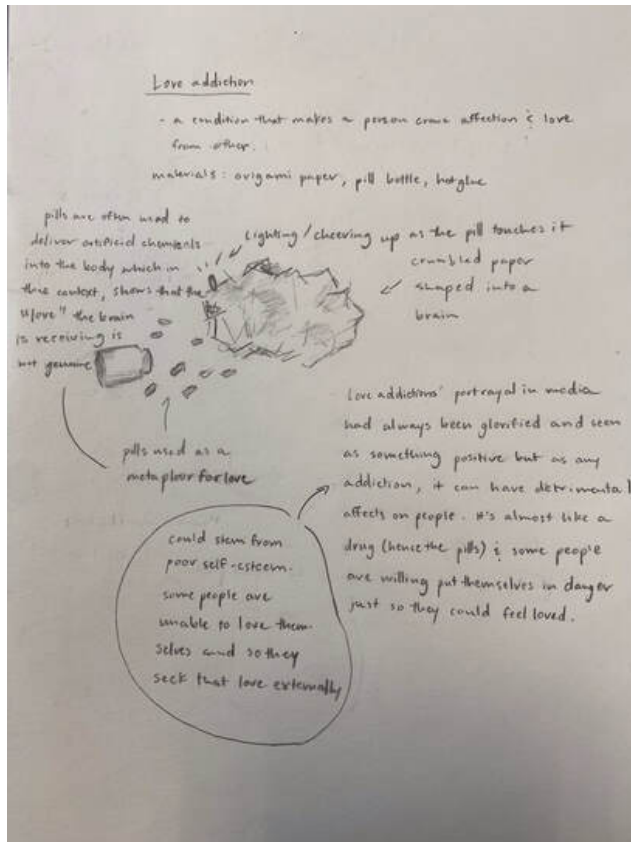


Image 10

Sustained Investigation

Height: na

Width: na

Depth: na

Material(s): Paper, pencil.

Process(es): Providing more context to the artwork.




Image 11

Sustained Investigation

Height: 3.14 inches

Width: 2.36 inches

Depth: 4.72 inches

Material(s): Pink origami paper, symbolizing youth, purposefully using paper so they aren't see through, glue.

Process(es): Fold the origami, and glue them all together.

rose-tinted lens

- symbolise the overly romanticized view of love media had created for teenagers.

using origami to make the lens because you can't see out of paper - showing how the glamorized look of love on the media covers up reality.




Image 12

Sustained Investigation

Height: na

Width: na

Depth: na

Material(s): Procreate

Process(es): Exploring the symbolism used in the art piece.




Image 13

Sustained Investigation

Height: 7.3 inches

Width: 3.5 inches

Depth: 1.5 inches

Material(s): Recycled receipts, metal wires in red and blue to represent veins, hot glue.

Process(es): Gather used receipts from the community, glue them into the shape of a heart, construct the wires.

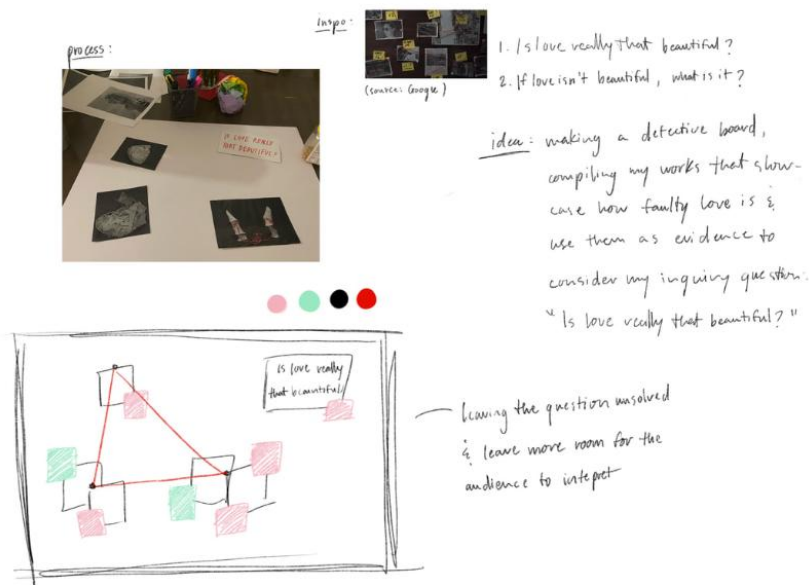


Image 14

Sustained Investigation

Height: na

Width: na

Depth: na

Material(s): Procreate

Process(es): Showcasing the process of making the art piece.



Image 15

Sustained Investigation

Height: 16.5 inches

Width: 23.4 inches

Depth: 0.1 inches

Material(s): Red yarn, referencing the soulmate red threads, paper, pins, foam board

Process(es): Pin the pictures on the board, and connect the images using red yarn, summing up my journey.

Written Evidence

Sustained Investigation

1. Identify the question(s) or inquiry that guided your sustained investigation.
2. Describe how your sustained investigation shows evidence of practice, experimentation, and revision guided by your question(s) or inquiry.

Response 1:

Is love really that beautiful? This is a question I've asked myself many times, seeing how glamorous it is portrayed on social media and art. In real life, love is not at all perfect, but since it seems so glorious in paintings, books, films, or even posts on social media, we have started romanticizing love, making many rushes into it. I also explore different types of love, like familial, friendship, and self-love, not just limiting it to romantic love because other types of love could also be just as beautiful but they are often overlooked in pop culture.

Response 2:

In my investigation, I represent the enchanting side of love (#1, #3) revised to the realistic, faulty side of it, (#2, #4, #5, #13), as well as the consequences of the glamorization of love (#9, #10, #1) to change our perception of human love. I also brought attention to the types of love that aren't romantic (#6, #7, #8) since pop culture oftentimes only focuses on romantic love. Realistic human love isn't as flawless and dazzling as it is in movies, books, or fairy tales, but it can still be beautiful with all of the imperfections that humans bring.



View 1

Work 1

Selected Works

Height: 4.33 inches

Width: 1.1 inches

Depth: 3.5 inches

Idea(s): A hairpin in the shape of a lily, representing 100 years of friendship.

Material(s): SculptGL, 3D printed in sandstone, otherwise known as the cheerful stone.


Process(es): Digital files exist forever as an idea, 3D printing it out would make it physical, like friendship.



View 2



View 1



View 2

Work 2

Selected Works

Height: 3.14 inches


Width: 6 inches

Depth: 0.8 inches

Idea(s): The sculpture is representing the serve in volleyball, its my dream to be able to do that one day

Material(s): Tinkercad

Process(es): Sculpt it digitally using Tinkercad, using a sketch of a scene from Haikyuu as inspiration.



View 1



View 2

Work 3

Selected Works

Height: 7.3 inches

Width: 3.5 inches

Depth: 1.5 inches

Idea(s): The receipts represent a transactional or toxic loving relationship, metal wires represent a cage.

Material(s): recycled receipts, metal wires, hot glue

Process(es): Gather used receipts from the community, glue them into the shape of a heart, construct the wires.



View 1

Work 4

Selected Works

Height: 11.8 inches

Width: 23.6 inches

Depth: 0.11 inches

Idea(s): Looking at yourself will allow you to notice things you love about yourself, helps with affirmations

Material(s): Mirror panels as the reflective material, chalk markers, adhesive

Process(es): Install mirrors, the audience looks at their reflection and write what they like about themselves.



View 2



View 1

Work 5

Selected Works

Height: 9.8 inches

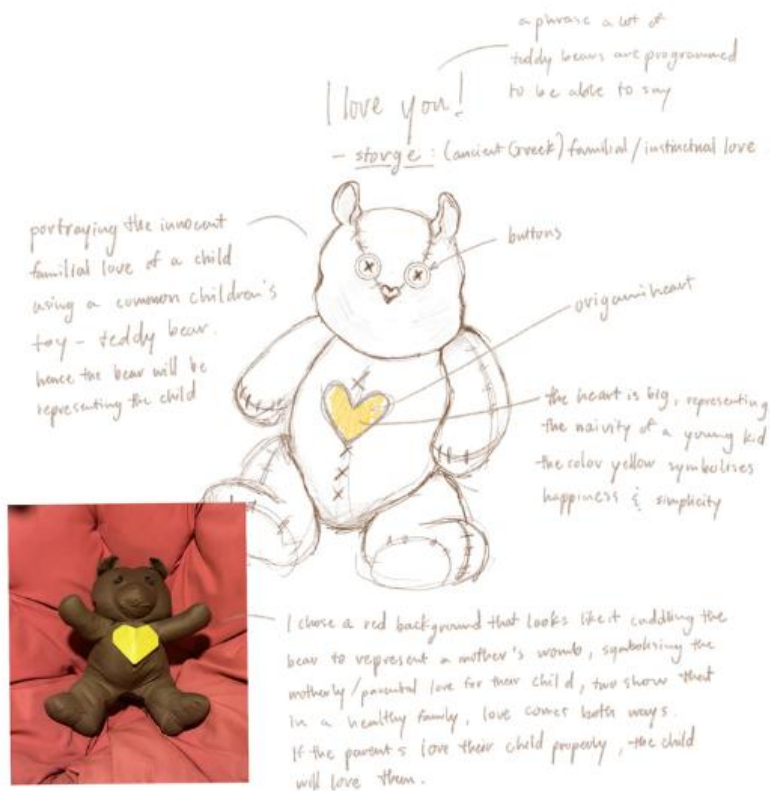
Width: 5.1 inches

Depth: 4.7 inches

Idea(s): Representing the love of a child using a toy, the red background symbolizes the womb.

Material(s): Fabric, threads, cotton, hot glue, and yellow origami paper symbolize innocence and happiness.

Process(es): Sew the teddy bear, stuff it, fold the heart and glue it to the bear.



View 2